STANDARD DETAILS

TYPICAL RETAINING WALL DETAIL

CITY OF PLYMOUTH

LOADING CASE
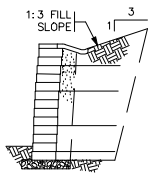
1:3 SLOPED FILL
CASE 4

DESIGN CRITERIA
SEE SPECIAL PROVISIONS

NOTES TO CONTRACTOR:

PROVIDE DETAILED DRAWINGS FOR CONSTRUCTION CONTAINING:

- ELEVATION VIEW WITH REINFORCEMENT PLACEMENT REQUIREMENTS, WALL FACING LAYOUT, AND GEOMETRIC INFORMATION.
- PLAN VIEW WITH BOTTOM AND TOP OF WALL ALIGNMENT, AND PLAN LIMITS OF WALL ALIGNMENT.
- CROSS SECTIONS DETAILING BATTER, REINFORCEMENT, VERTICAL SPACING, REINFORCEMENT LENGTHS, SUBSURFACE DRAINAGE, SURFACE DRAINAGE, AND WATER RUNOFF COLLECTION ABOVE WALL.
- REINFORCEMENT LAYOUT: REINFORCEMENT SHALL BE PLACED AT 100% COVERAGE RATIO. REINFORCEMENT ELEVATIONS SHALL BE CONSISTENT ACROSS LENGTH OF WALL STRUCTURE.
- NOTE BLOCK, REINFORCEMENT, AND FILL PLACEMENT METHODS AND REQUIREMENTS.
- DETAIL ALL WALL FILL PENETRATIONS AND WALL FACE PENETRATIONS. DETAIL REINFORCEMENT AND/OR WALL FACING UNIT PLACEMENT AROUND PENETRATIONS.
- DETAILS THAT ARE SPECIFIC TO VENDOR PRODUCTS AND THEIR INTERACTION WITH OTHER PROJECT COMPONENTS.
- CERTIFICATION BY PROFESSIONAL ENGINEER THAT THE CONSTRUCTION LAYOUT MEETS THE REQUIREMENTS OF PLANS.

WET CAST MODULAR BLOCK UNITS

WET CAST CONCRETE BLOCK UNITS SHALL BE:

- LARGE BLOCK WET CAST CONCRETE MODULAR BLOCK
- REDI-ROCK "LEDGESTONE" TEXTURE OR APPROVED EQUAL.
- STAINED TAN IN COLOR WITH TWO HIGHLIGHTS.
- CONTRACTOR SHALL PROVIDE OWNER WITH A TEST SECTION FOR REVIEW TO VERIFY COLOR PRIOR TO PROCEEDING WITH FULL APPLICAITON.
- IF TRAIL IS ON HIGH SIDE OF WALL, ALL FACES OF EXPOSED BLOCK MUST BE TEXTURED.

DEFINITION OF TERMS
MBW = MODULAR BLOCK WALL
LL = LIVE LOAD
C.I.P. = CAST-IN-PLACE
H = WALL HEIGHT

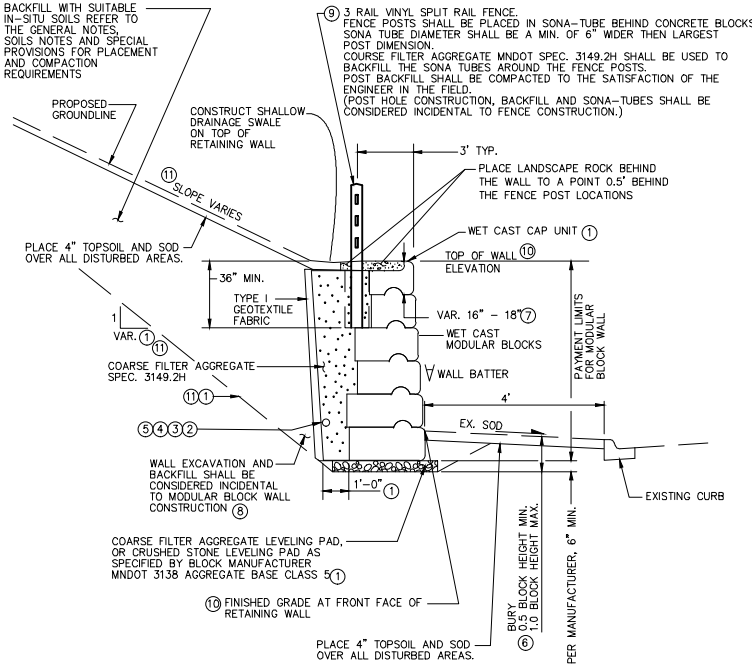

TYPICAL WET CAST MODULAR BLOCK RETAINING WALL DETAIL

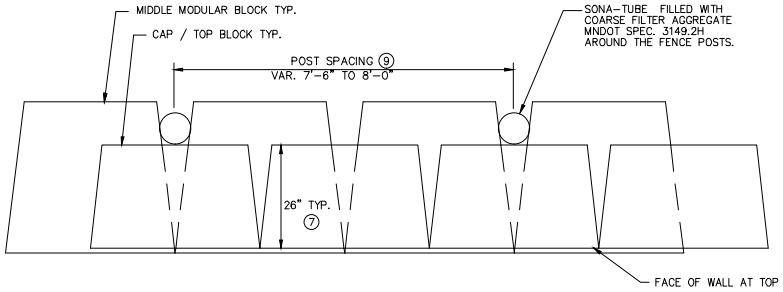

TYPICAL PLAN VIEW FENCE POST LOCATION DETAIL

GENERAL NOTES:

UTILITIES:

EXISTING AND PROPOSED UTILITIES ARE SHOWN IN THE GRADING PLANS. THE CONTRACTOR SHALL VERIFY THE LOCATION OF EXISTING FACILITIES AND SHALL EXERCISE CARE IN ADJACENT CONSTRUCTION.

EXCAVATION AND EARTHWORK:

ALL EXCAVATION AND EMBANKMENT WORK SHALL CONFORM TO Mn/DOT 2451.

CONSTRUCTION:

CONSTRUCTION SHALL BE IN ACCORDANCE WITH Mn/DOT 2411, EXCEPT AS NOTED.

COMPACTION REQUIREMENTS:

COMPACT REINFORCED WALL FILL IN ACCORDANCE WITH Mn/DOT SPEC. 2105.3F2 UNLESS RECOMMENDED OTHERWISE BY THE SOILS ENGINEER.

COMPACT GRANULAR BEDDING IN ACCORDANCE WITH Mn/DOT SPEC. 2105.3F2 UNLESS RECOMMENDED OTHERWISE BY THE SOILS ENGINEER.

NOTES:

1. ALL EXCAVATION, BACKFILL, TOPSOIL, COARSE FILTER AGGREGATE AND GEOTEXTILE FABRIC SHALL BE INCIDENTAL TO WALL CONSTRUCTION.
2. INSPECT EXCAVATION SLOPES FOR ACTIVE SEEPAGE AND PLACE ADDITIONAL DRAINS WHERE SEEPAGE OCCURS AS DIRECTED BY THE ENGINEER.
3. PLACE DRAIN AT BOTTOM OF REINFORCED SOIL IF PIPE CAN BE SLOPED TO OUTLET. DO NOT OUTLET ONTO SIDEWALK. (INC.)
4. 4" PERFORATED PE PIPE, Mn/DOT SPEC. 3278, WRAP WITH TYPE I GEOTEXTILE, Mn/DOT SPEC. 3733 (TYP.) INSTALLATION AS PER Mn/DOT SPEC. 2502. (INCIDENTAL TO WALL)
5. REFER TO PLAN & ELEVATION DRAWINGS FOR OUTLET LOCATIONS.
6. UNLESS DEEPER BURY IS REQUIRED BY WALL MANUFACTURER'S PROFESSIONAL ENGINEER AND APPROVAL IS REQUESTED OF THE PROJECT ENGINEER AND APPROVAL IS SPECIFICALLY GIVEN.
7. DEPENDING ON BLOCK MANUFACTURER
8. THE CONTRACTOR SHALL HAVE THE OPTION TO USE SOILS OTHER THAN IN-SITU SOILS FOR BACKFILL BEHIND THE WALLS, IF OTHER MATERIALS ARE USED IT SHALL MEET MNDOT SPEC 3149.2B2 AND SHALL BE CONSIDERED INCIDENTAL TO THE MODULAR BLOCK RETAINING WALL.
9. FENCE IS NECESSARY ON WALLS OVER 30" IN HEIGHT. FINAL FENCE LOCATION TO BE VERIFIED IN THE FIELD BY THE ENGINEER.
10. SEE PROFILE FOR WALL ELEVATIONS.
11. TEMPORARY SHORING MAYBE REQUIRED TO PROTECT EXISTING TREES FROM STRUCTURE EXCAVATION. SEE CONSTRUCTION PLANS FOR TREE LOCATIONS THAT NEED PROTECTING. TEMPORARY SHORING OR ANY OTHER MEASURES USED TO PROTECT TREES DURING CONSTRUCTION SHALL BE CONSIDERED INCIDENTAL TO WALL CONSTRUCTION.

SPLIT RAIL/ RANCH STYLE FENCE

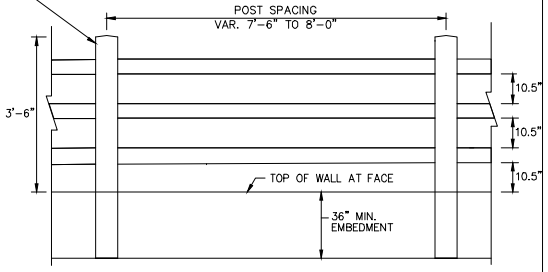

PUBLISHED 3-25

CITY PL. NO. STRT-26

REVISED 3-25